

	Total	Scotland	Rest of UK	Anywhere else	LGBT	Bisexual	Gay Man	Gay woman / Lesbian	Trans	Other	Non-LGBT	Active	Not Active
Do you think there is a problem with homophobia in sport?	1722	1272	188	108	917	170	430	236	113	49	489	798	240
	%	%	%	%	%	%	%	%	%	%	%	%	%
Yes	79	77	86	79	89	85	93	90	83	76	65	79	80
No	9	9	7	9	3	4	2	3	4	10	14	9	4
Not Sure	13	14	7	12	8	11	5	7	12	14	21	12	16

Do you think there is a problem with transphobia in sport?	1715	1264	218	136	918	169	432	235	114	50	489	797	241
	%	%	%	%	%	%	%	%	%	%	%	%	%
Yes	66	65	71	71	75	73	74	80	75	74	54	65	72
No	7	7	7	8	3	6	2	1	4	8	11	7	2
Not Sure	26	28	22	21	22	21	24	20	21	18	35	28	26

Which sports, if any, have the greatest problem with homophobia or transphobia?

By Sport	Total
Football	1335
Rugby	564
Boxing	108
Athletics	107
Basketball	66
Hockey	52
Cricket	50
American Football	41
Baseball	25
Golf	25
Tennis	23
Swimming	21
Motorsports	18
Wrestling	18
Darts	15
Ice Hockey	12
Dance	11
Gymnastics	9
Snooker / Pool	8
Shinty	6
Martial Arts	5
Netball	4
Ballet	2
Horse Racing	2
Lacrosse	2
Snowsports / Skiing	2
Squash	2
Gaelic Football	2
Ice Skating	2
Cycling	2
Badminton	2
Cage Fighting	1
Curling	1
Endurance Sports	1
Ping Pong	1
Polo	1
Roller Derby	1
Show Jumping	1
Volleyball	1
Water Polo	1
Ultimate Frisbee	1
Extreme Sports	1
Trampoline	1
Hurling	1
Sheep Herding	1
Racket Sports	1
Fencing	1

	Total	Scotland	Rest of UK	Anywhere else	LGBT	Bisexual	Gay Man	Gay woman / Lesbian	Trans	Other	Non-LGBT	Active	Not Active
Have you personally experienced or witnessed homophobia or transphobia in sport?	1702	1254	216	136	917	170	429	236	113	50	489	796	240
	%	%	%	%	%	%	%	%	%	%	%	%	%
Yes, experienced	17	16	17	21	24	15	30	22	25	26	3	19	13
Yes, witnessed	49	47	52	49	53	52	53	55	56	48	42	61	34
No, neither experienced nor witnessed	44	47	40	42	38	43	35	38	35	44	57	41	61

What was the nature of the homophobia or transphobia you have experienced or witnessed?	873	635	122	72	569	97	282	146	73	28	212	469	94
	%	%	%	%	%	%	%	%	%	%	%	%	%
Verbal	98	97	98	100	98	99	98	98	96	96	98	98	100
Physical	13	12	9	25	15	12	18	8	16	21	8	13	20
Other	5	4	6	8	5	6	5	6	7	7	3	5	4

	Total	Scotland	Rest of UK	Anywhere else	LGBT	Bisexual	Gay Man	Gay woman / Lesbian	Trans	Other	Non-LGBT	Active	Not Active
Do you think enough is being done to tackle homophobia and transphobia in sport?	1530	1159	191	127	917	170	432	236	114	47	489	797	240
	%	%	%	%	%	%	%	%	%	%	%	%	%
Yes	5	5	7	4	2	3	2	1	4	6	10	6	1
No	72	70	80	79	80	71	85	81	77	75	58	70	73
Not Sure	23	26	14	17	18	27	14	18	19	19	33	24	26
Do you think sport would be better off without homophobia and transphobia?	1525	1153	192	126	916	171	431	235	114	47	484	796	239
	%	%	%	%	%	%	%	%	%	%	%	%	%
Yes	94	95	94	91	98	99	98	98	97	92	88	94	95
No	4	3	3	6	2	1	1	2	3	4	7	4	3
Not Sure	2	2	3	2	1	0	1	0	0	4	5	3	3
Do you think Scottish society would be better off without homophobia and transphobia in sport?	1528	1158	190	126	918	169	433	235	114	49	486	796	241
	%	%	%	%	%	%	%	%	%	%	%	%	%
Yes	93	95	91	87	97	99	97	97	97	92	87	94	95
No	4	4	5	6	2	1	2	2	3	4	9	4	3
Not Sure	3	2	4	6	1	1	1	1	1	4	4	3	3
What do you think should be done to tackle homophobia and transphobia in sport?	1524	1153	190	127	918	171	430	236	114	49	483	795	238
	%	%	%	%	%	%	%	%	%	%	%	%	%
High profile anti-homophobia/transphobia campaign	74	74	81	68	80	74	83	79	79	71	64	73	77
Diversity training for sports facilitators / coaches / participants	72	72	71	73	78	81	76	80	79	80	62	70	80
Encouraging more sports stars to come out	73	73	72	72	76	72	77	76	72	71	69	75	73
Encourage more LGBT people to take part in sport	65	66	58	64	71	68	75	67	71	63	53	66	67
Homophobia and transphobia should be challenged more	68	69	76	57	75	71	76	77	77	76	59	68	74
Tougher sanctions for participants	56	54	63	57	62	62	65	59	57	57	46	56	62
Tougher sanctions for spectators	58	58	64	44	63	60	66	62	56	57	50	57	61
Tougher sanctions for sports clubs	58	58	64	49	65	60	68	64	65	63	47	58	64
More inclusive policies	58	57	57	62	63	58	66	61	66	76	47	55	68
Nothing should/needs to be done to tackle homophobia and transphobia in sport	2	2	4	2	1	1	1	1	2	0	4	2	1
Other	9	9	11	7	8	5	10	7	8	14	10	11	6
Who should be taking a lead on tackling homophobia and transphobia in sport?	1520	1150	189	127	919	171	431	236	113	49	480	792	241
	%	%	%	%	%	%	%	%	%	%	%	%	%
The Government	68	71	64	54	72	66	73	76	66	63	62	67	73
Sports governing bodies	89	90	89	83	92	94	92	93	90	86	85	88	92
Individual sports clubs/groups	71	69	76	72	75	77	77	76	73	74	63	69	80
Equality organisations	63	63	61	66	66	63	67	68	60	59	59	61	71
Fans/Spectators	61	60	62	69	63	64	66	60	57	63	57	59	66
Schools	75	74	76	74	78	78	81	77	74	71	67	74	80
Sports centres	57	57	54	61	63	62	63	63	63	63	47	53	68
Sports participants	63	62	63	76	68	67	68	68	67	67	58	64	67
High profile sports personalities	79	79	79	77	82	80	83	82	78	67	76	80	83
Other	9	8	11	10	9	6	9	9	8	16	9	9	8

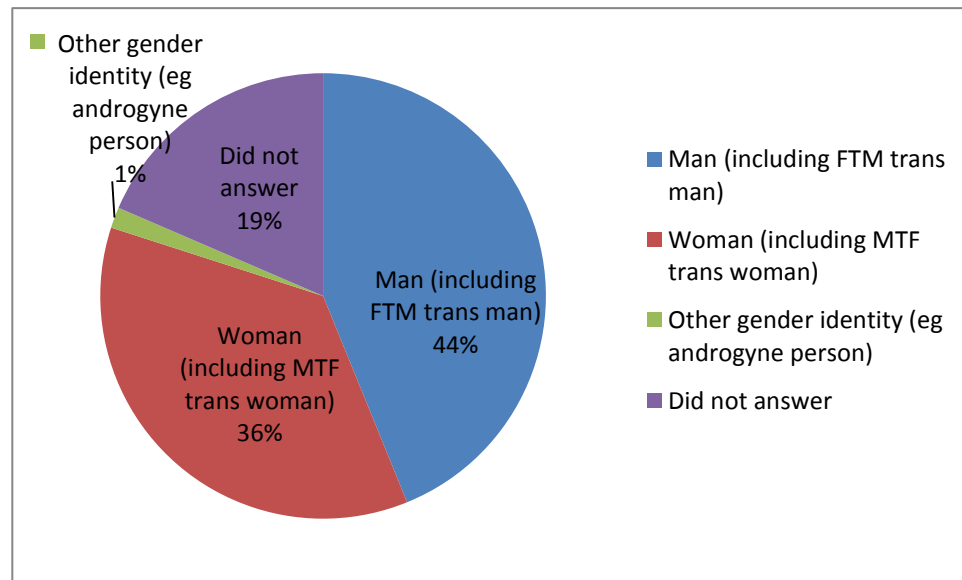
	Total	Scotland	Rest of UK	Anywhere else	LGBT	Bisexual	Gay Man	Gay woman / Lesbian	Trans	Other	Non-LGBT	Active	Not Active
Do you think it is important that there are 'out' LGBT sports personalities?	1511	1149	188	128	919	170	433	235	114	49	488	795	240
%	%	%	%	%	%	%	%	%	%	%	%	%	%
Yes	85	85	85	85	90	84	92	92	90	74	77	85	87
No	7	7	11	7	4	6	3	2	5	18	12	7	5
Not Sure	8	8	5	9	6	10	5	6	4	8	11	8	8
Do you think that it is difficult for sports personalities to be openly LGBT?	1514	1151	188	128	920	171	433	235	114	49	489	797	241
%	%	%	%	%	%	%	%	%	%	%	%	%	%
Yes	86	86	85	91	89	90	89	91	89	82	81	85	88
No	5	6	7	4	5	5	5	3	4	6	7	7	3
Not Sure	8	9	8	6	6	5	6	6	8	12	11	8	9
Why do you think there are so few 'out' LGBT sports personalities?	1511	1150	187	127	922	171	433	236	114	50	486	796	241
%	%	%	%	%	%	%	%	%	%	%	%	%	%
Behaviour / abuse from spectators	84	85	81	82	86	85	89	84	84	68	83	82	89
Homophobic or transphobic behaviour by opponents	74	73	72	81	77	83	76	76	76	68	69	73	79
Lack of support from teammates	56	55	51	69	58	63	56	60	60	50	52	53	59
Potential loss of sponsorship / funding	64	61	68	82	71	68	70	79	64	68	51	64	71
Problems with coach / manager	49	48	49	58	53	41	61	51	51	48	40	48	53
Damaging for career prospects	72	70	73	80	78	76	81	80	69	70	60	73	74
Negative media portrayals	70	70	66	72	74	75	73	78	74	74	61	69	74
There are very few LGBT people in sport	30	30	29	31	33	34	33	32	38	30	26	29	32
No support from sports bodies	56	54	55	68	63	62	66	60	64	54	43	54	59
Other	8	9	8	6	9	8	10	6	6	12	8	10	7
Is homophobia or transphobia a barrier to LGBT people participating in sport?	1429	1102	179	126	915	168	431	234	114	50	485	793	240
%	%	%	%	%	%	%	%	%	%	%	%	%	%
Yes	66	66	65	69	73	70	77	69	79	74	52	65	67
No	11	11	17	10	9	7	9	10	4	6	16	13	7
Not Sure	23	24	18	21	18	23	14	21	18	20	32	22	26
Would you be more likely to participate in sport if sport was more LGBT-friendly?	1414	1090	178	125	910	169	429	231	111	50	474	781	239
%	%	%	%	%	%	%	%	%	%	%	%	%	%
Yes	46	43	47	65	57	57	60	49	68	60	26	45	40
No	35	37	38	20	28	26	27	32	15	18	50	38	39
Not Sure	19	20	15	15	16	17	12	19	17	22	24	16	21

	Total	Scotland	Rest of UK	Anywhere else	LGBT	Bisexual	Gay Man	Gay woman / Lesbian	Trans	Other	Non-LGBT	Active	Not Active
What do you think the positive benefits would be to Scottish sport if it were more LGBT-friendly?	1405	1085	172	126	914	171	428	233	114	50	464	778	236
	%	%	%	%	%	%	%	%	%	%	%	%	%
Sports clubs e.g Football clubs would attract wider, family audiences	60	60	57	56	64	59	68	64	61	48	51	57	64
Clubs would gain access to larger pools of potential players/volunteers/officials	77	78	74	71	81	78	84	83	75	70	70	75	84
Sports clubs would lessen chance of legal action on equality laws	53	52	51	66	57	53	62	52	56	62	44	50	61
Greater support for lgbt elite athletes/sports stars would improve their performance	74	73	72	76	79	77	81	78	76	74	64	72	78
Clubs/ Governing bodies and Government would gain access to improved data /information on lgbt participation in sport	52	52	48	56	56	52	60	53	57	60	41	50	59
Reputational benefits for sports organisations	70	68	72	74	74	73	76	71	66	70	61	68	70
Other	10	10	9	9	9	8	10	5	11	18	12	12	6
Should action be taken to increase the numbers of LGBT people participating in sport?	1419	1093	178	127	912	171	427	233	113	49	479	785	238
	%	%	%	%	%	%	%	%	%	%	%	%	%
Yes	66	68	62	62	72	60	77	74	70	59	56	65	66
No	11	10	15	11	8	11	7	8	6	12	15	13	9
Not Sure	23	22	24	27	20	29	16	18	24	29	28	22	25
What steps should be taken to improve LGBT participation in sport?	1409	1086	176	125	911	169	427	233	113	50	471	785	235
	%	%	%	%	%	%	%	%	%	%	%	%	%
Sports bodies /clubs should have LGBT friendly information displayed prominently on their websites/leaflets?	65	64	68	69	71	64	72	71	75	84	54	63	70
School sports coaches should be trained to support young lgbt people taking part in sport	76	77	76	77	81	81	83	82	81	76	67	76	82
More funding should be available lgbt specific sport groups	36	36	36	34	43	33	47	44	45	44	22	34	48
Sports clubs and bodies should have practical action plans to involve more LGBT people	55	55	56	51	60	57	66	53	63	58	45	54	59
National Sports bodies e.g SFA should focus on increasing LGBT participation	58	62	52	38	63	57	69	62	60	50	49	57	63
Scottish Government should highlight tackling homophobia and transphobia in sport	78	80	77	62	82	81	84	84	80	76	69	77	82
Sports clubs should offer LGBT friendly inductions	47	46	51	51	53	50	56	46	60	58	38	43	57
LGBT sports groups should receive training, support and advice to help them develop	55	55	52	54	61	60	64	54	71	66	43	51	60
No steps need to / should be taken	6	5	7	10	3	4	3	2	4	4	11	7	6
Other	8	7	7	9	8	7	9	6	5	14	6	9	6
Do you think there is a need for LGBT-specific sports clubs, teams or activities?	1422	1096	176	128	911	169	426	235	114	49	482	789	239
	%	%	%	%	%	%	%	%	%	%	%	%	%
Yes	30	30	36	29	40	33	46	36	46	43	13	29	35
No	41	41	40	41	32	39	26	37	27	37	58	43	34
Not Sure	29	29	24	30	28	28	29	28	27	20	30	28	31

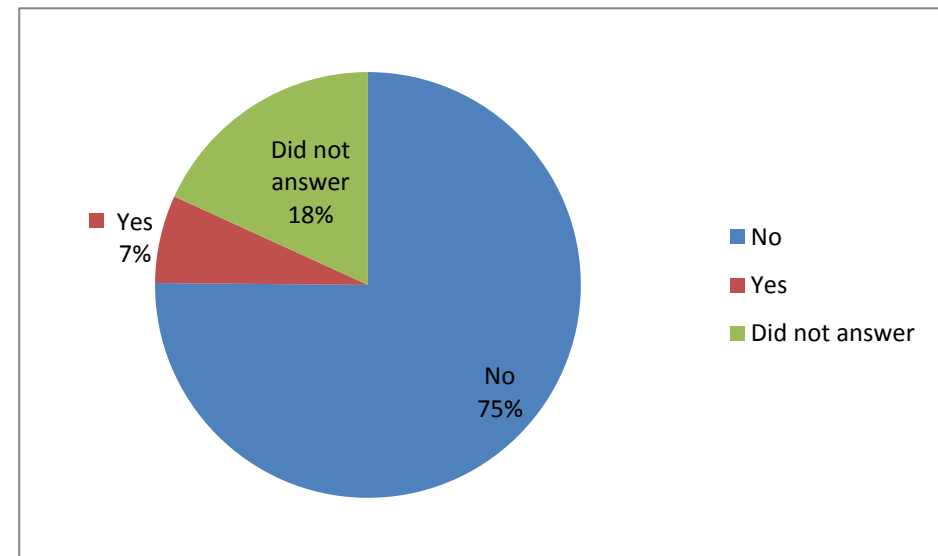
	Total	Scotland	Rest of UK	Anywhere else	LGBT	Bisexual	Gay Man	Gay woman / Lesbian	Trans	Other	Non-LGBT	Active	Not Active
What benefits have you experienced as a result of taking part in sport/physical activity?	1423	1095	178	128	912	171	426	233	112	50	481	800	234
	%	%	%	%	%	%	%	%	%	%	%	%	%
I do not take part in sport/physical activity	14	15	15	13	15	12	16	12	19	10	13	3	51
Feel healthier/fitter	83	83	82	84	83	83	83	86	79	88	83	94	47
Met new people/friends	62	61	63	70	61	57	62	66	58	50	63	72	30
Have increased confidence	60	59	56	68	60	52	61	64	58	72	59	71	31
Have new social opportunities	54	53	58	60	54	50	56	54	53	52	55	64	29
Chance to take part in national/international level competition	19	17	19	28	19	12	20	24	20	20	18	27	6
Other	7	6	9	5	7	8	7	6	11	4	6	8	6

Survey Demographics

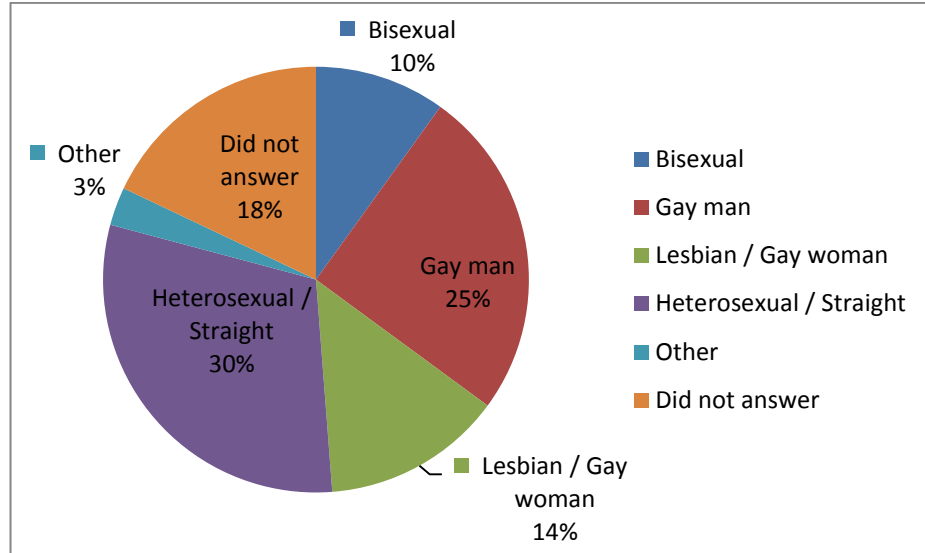
Your Gender Identity



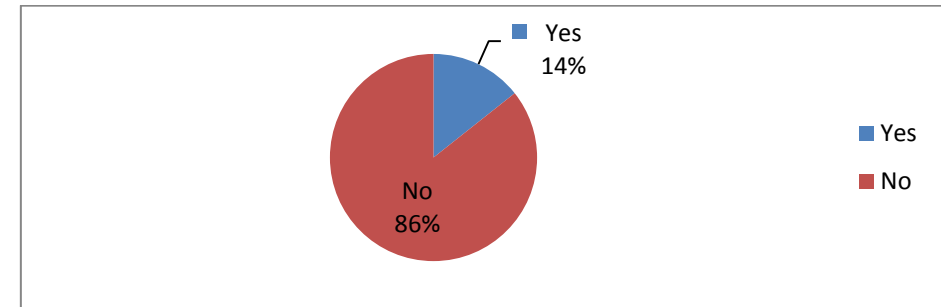
The Equality Network uses the term "transgender" as an inclusive umbrella term for a diverse range of people who find their gender identity or gender expression differs in some way from the gender they were labelled at birth. Have you ever identified as a transgender person?



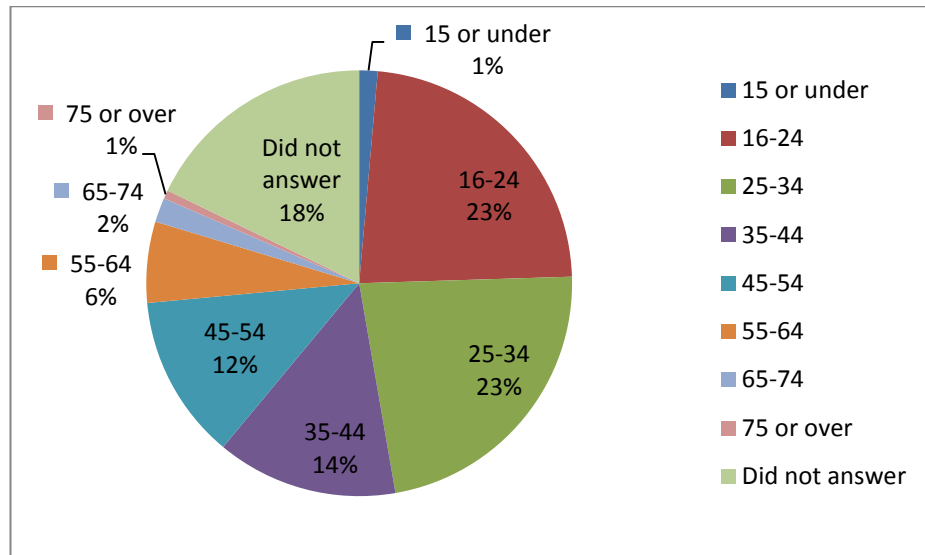
Your Sexual Orientation



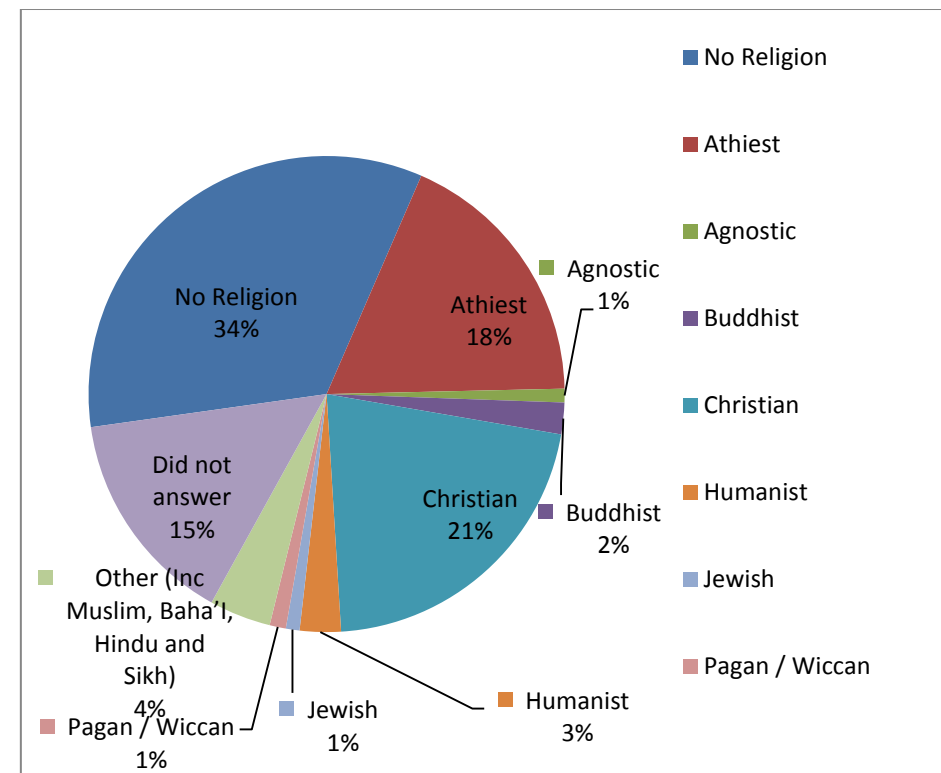
Your Disability. The Equality Act 2010 (EQA) protects disabled people. The EQA defines a person as disabled if they have a physical or mental impairment, which is substantial and long-term (i.e. has lasted or is expected to last at least 12 months) and has an adverse effect on the person's ability to carry out normal day-to-day activities. Do you consider yourself to be disabled according to the terms given in the EQA?



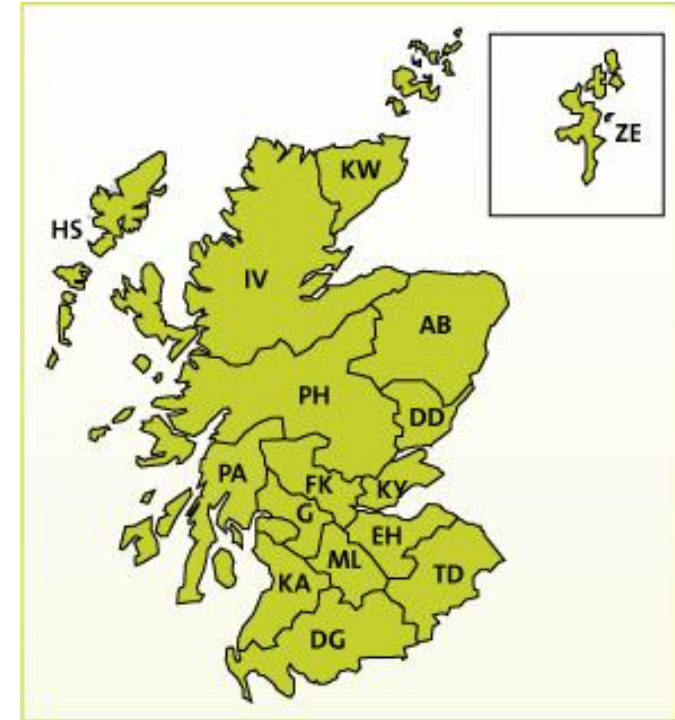
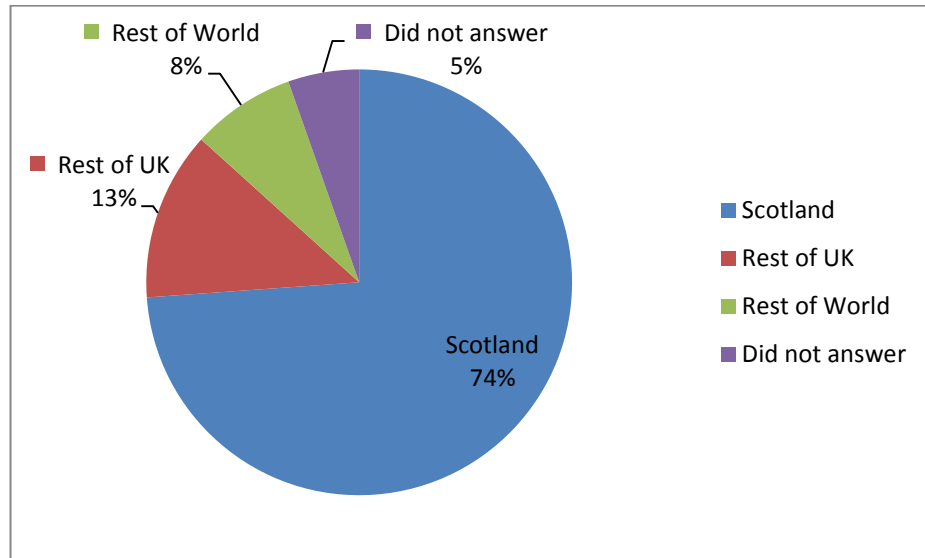
Your Age



Your Religion or Belief. Which group below do you most identify with?



Where do you live?



Your Postcode Area

